

A warm welcome to you

The following information will prepare you for getting the most enjoyment out of your African safari. We are with you every step of the way and wish you an exciting and memorable visit with us!



Passport

Your passport must be valid for a minimum of six months beyond your stay in Africa. Allow one clear page for each country you are visiting.

Travel Insurance

Insurance is mandatory - please ensure you are insured with a reputable Travel Insurance company for your time in Africa. We recommend taking out insurance at the same time as paying your deposit and let The Safari Co know your policy number.

Cash & Cards

Bring a combination of USD cash, plus a credit or debit card to spend on incidentals.

Budget on USD30-50 per person per day and bring at least half this amount in cash - LARGER NOTES are best for changing (\$50 + \$100s) - you will get a better exchange rate with larger notes. You will then exchange this at each border for local currency - Andy will advise how much to change when you arrive at the border. For larger expensive purchases, these can often be paid with by card. ATMS in Africa will only dispense local currency.

Handy Tip!

- Let your Bank know that you are travelling
- Do not bring US notes older than 2017, must be clean with no rips or pen marks
- Visa or Mastercard are best, not Amex/Diners

Communication

Free Wi-Fi is widely available in Africa, however if you need to be connected 24/7 you should check with your phone supplier for roaming plans. Signing up with an online provider like **Simify.com** is a good alternative option.

E-Visas

Visas are compulsory and you should have these prior to arrival in each country. We will provide the information you require 3 months prior departure, along with our visa tips.

EAST AFRICA VISA - Uganda, Rwanda, Kenya = US\$100 www.visas.immigration.go.ug

TANZANIA - US\$50 <https://visa.immigration.go.tz>

ZANZIBAR MEDICAL INSURANCE - US\$44 www.visitzanzibar.go.tz

This is compulsory and additional to your travel insurance.

Security

Do not bring any unnecessary expensive items, eg. valuable jewellery. Carry cash in a money belt under your clothing or securely on your body. Onboard our safari vehicle is a lockable safe where you are welcome to store your cash, cards & passport. Whilst all care is exercised, we cannot accept responsibility for anything lost or stolen from this safe.

Whatsapp

Before you go, we will set up a Whatsapp Group and invite you to this so that we have quick communication with each other. Please download Whatsapp to your phone and send a message with your name to Marie +6421881063.

Health

Water - always drink bottled water or the safe purified water we have free onboard the truck.

BYO refillable bottle and drink lots of water to avoid dehydration.

Traveller's Diarrhoea – is common and can be attributed to the change in climate, food, routine and water.

If affected, drink plenty of bottled water and rehydration fluids.

Cuts and abrasions – ensure you keep these clean as seemingly minor cuts can easily become infected.

First Aid - bring a small kit with basic necessities - see Packing List.

Hand sanitizer - is provided on the truck plus you should bring your own supply and **use it regularly**.

Vaccinations

Vaccinations are entirely up to the individual; however **Yellow Fever is mandatory** and you may be asked for proof of this. If you are unable to have a Yellow Fever vaccination due to your age or a medical condition, please ask the Doctor for an Exemption Letter.

Highly recommended is:

- Flu & Covid
- MMR
- Tetanus
- Typhoid
- Hepatitis A & B
- Malaria

For the best advice, please consult your GP or Travel Doctor at least 3 months prior departure

Safari Staff

Our safaris are personally escorted by Andy Kibby and his assistant Nicholas Kamanga. They take their responsibilities seriously and will go out of their way to make your experience memorable. If the itinerary needs to be changed to suit local conditions, please respect our team's experience in any decisions that are put in place - they are made for your safety and comfort.

Your Participation

A roster will be made for everyone to assist with prepping meals, washing up and general cleaning. Please come prepared to 'do your bit' and share in these duties.

Sustenance

Three healthy meals are provided each day. In some cities you may be required to dine out and pay for your own meal. Your itinerary clearly states which meals are not included.

Breakfast - cereal, fruit, toast, tea & coffee. Also a cooked breakfast unless it is a very early start.

Lunch - cold meat, salad, bread, cheese, fruit, and juice.

Dinner - vegetable soup starter followed by main course of meat; vegetables or salad; rice, pasta or potatoes.

Snacks - BYO from home and restock locally when the opportunity arises, eg. energy bars, nuts, sweets, herbal teas.

Refreshments - BYO Duty Free spirits or purchase locally. Most places we stay also have a bar where you can purchase cold beer, wine & soft drinks.

Dietary requirements - Please let us know in advance if you have any special dietary needs eg. vegetarian, gluten-free, or others. We will do our best to accommodate your preferences.

Accommodation

Comfortable accommodation is included each night and all have ensuite facilities and power. However, they may not always have soap & shampoo to your liking and hairdryers are very rare.

Laundry

Laundry facilities are not common so we suggest packing clothes which are easy to handwash and quick drying. A portable washing line is handy. Some properties may offer to have your laundry washed & dried for a small fee.

Safari Vehicle

Our vehicle is purpose built for overland safaris and carries all the equipment required to run a safe and efficient trip. The vehicle is operated under a strict maintenance program; however breakdowns can sometimes occur. At such times, please be patient whilst Andy considers the options for repair. Setbacks are what you make of them and can sometimes be quite memorable!

- Seats are comfortable and have seatbelts
- No glass windows, no air-conditioning, no heating, no toilet
- Roll-down tarpoline with a clear window is used on cool or wet days
- Limited charging facilities with UK & NZ plugs
- A safe is available to keep your valuables in

Toilet Stops

Africa is not blessed with clean roadside bathrooms, in fact this is not really something you will find a lot of. When you need to go to the toilet whilst we are driving, simply indicate to Nico or Andy and the truck will stop in the best place - usually a clump of bush or trees to squat or stand behind. Toilet paper & trowel are provided - please do not leave any poo or paper above ground!

No Plastic Bags!

Do NOT bring any plastic bags. They are banned from several countries that we visit. This includes Duty Free bags.

Photography

Africa is a photographer's paradise and Andy will cooperate where possible with requests for photo stops.

A **zoom lens** (at least 70mm-210mm) is a valuable accessory for game shots, and a wide-angle lens can be effective in photographing landscapes. Extra memory cards are recommended, along with a case to prevent dust & vibration and spare batteries if your camera takes these.

There are also some fantastic options for photography and video on **modern mobile phone**.

Your best shots can be shared on the Whatsapp Group for everyone to access. We will also use these in our **Social Media** posts. If you do not want to be in our posts, please stay out of group photos (you can take them!) and if you don't want your images used by others, do not put them in the Whatsapp group.

There are some locations where you should not take photos, eg. at borders or of officials - Andy will remind you of this at the time. Respect people's privacy and local customs.

Social Media

Please follow us on Facebook and Instagram - The Safari Company NZ.

Respect for Locals

- When photographing locals, always ask first. If they decline or request a tip, respect this.
- Dress modestly and speak kindly—courtesy goes a long way.
- Tipping is appreciated and shows gratitude.
- When bargaining, keep it light-hearted — smiles and laughter help. Remember, what may seem like a small amount to you could mean a lot to a local family.

On The Road

Africa is a huge continent and our safaris cover big distances. Some days might be a few hours of driving, some may be a full day. Bring your ear pods so you can listen to music or podcasts (download these before you arrive in Africa). Use this time to sort & edit your thousands of photos. Watch the continuous African movie out the window. The time goes fast and is never dull!

We ask that you **move seats each day**, sit with someone new - comradery is what makes these trips so memorable.

Dress in layers - often it is cool in the mornings but by lunchtime you might be down to a t-shirt. Take a scarf / beanie / hat & jacket in your day pack on the truck.

Quiet please

Wear subtle colours. Bright colours can be distracting - you want to try and blend in with your surroundings and let the animals and scenery stand out, not you!

When the vehicle has stopped to look at wildlife, please keep your conversation to a minimum. If you have to talk, do so **quietly**. Avoid sudden movements. Pay attention to your guide - their vast knowledge of the country and animals will not only keep you safe, but also ensure an exciting and rewarding experience.

Giving back

We are often asked what you can bring a gift to locals. Whilst pens, paper, books, balls with a pump, and clothes are fun to give out, the best thing you can do is **SPEND MONEY LOCALLY!**

BUY LOCAL - arts & crafts designed and made by locals are a great way of giving back and a win-win for you and the person you are buying off. East Africa is known for wood carvings and vibrant paintings. From the Masaai people you can purchase intricate bead work & bright blankets.

TIPS/GRATUITIES - if you have received good service then you should reward that person. Tip the person who cleans your room, carries your bag, serves you a meal, is your local guide, does your washing. **Small amounts go a long way for people working in the service industry.**

Tipping

Tip only in the local currency – not in USD.

Andy will go over the tipping guidelines with the group upon arrival and will remind you when and how much to tip as needed. Our suggested daily allowance of US\$30–\$50 already includes tips.

We also ask that you set aside a US\$50 tip for Nico, which can be given at the end of the trip.

Gorilla Trekking


This trek takes place in a rainforest mountain environment, so a good level of fitness is essential to get the most out of the experience. You'll need to be sure-footed and comfortable walking on uneven, sometimes steep terrain.

Trekking time varies depending on where your allocated gorilla family is on the day – they move frequently and don't stay in one place just for visitors! You can expect to trek anywhere between **2 to 6 hours**. The pace is steady, with plenty of rest stops.

The trek begins at around 1500m above sea level and can reach over 2500m, so altitude may impact your stamina.


Walking poles are recommended, and sturdy sticks can be hired at the Trekking Station.

You can also hire a local porter to carry your daypack and assist on steep trails - a great way to support a local. Cost is US\$20 (have this note ready - not small change).



Chimpanzee Trekking

This trek follows a relatively flat forest floor and takes around 2–4 hours. While the tracks are generally in good condition, they can be muddy at times.




What to Wear on your Trek

Long pants, long thick socks which you can tuck over your pants. Gaiters are handy. Long sleeve shirt, thermal top, sturdy waterproof boots/shoes with a good grip on the soles. Take a waterproof jacket, buff/scarf & sunhat. Gloves are also good to protect against prickly bushes & insect bites. Weather can be anything from warm, wet & sticky, to cool then becoming warm. Dress in layers and don't wear bright colours. You'll need a backpack to carry your extra clothes, water, snack/sweets, and your packed lunch which is supplied.



David Sheldrick Wildlife Trust, Nairobi

Best known for their work to protect elephants, the Sheldrick Wildlife Trust (SWT) operates the most successful orphan elephant rescue and rehabilitation program in the world. This is somewhere you can visit on your day off in Nairobi. You will need to let The Safari Co know that you would like tickets. Cost is approx US\$80 per person plus transportation. Ticket availability is limited, and we cannot guarantee we will be able to secure a spot for you until nearer the time of departure.



PACKING GUIDELINE

Luggage

Backpack - day bag to take to your seat

Main Bag - A soft-sided bag is the best choice. Wheels are fine, but keep in mind that smooth paths to your accommodation aren't always guaranteed. At times, you may need to lift and carry your bag, so choose something lightweight and easy to manage without relying solely on wheels.



Documents

- Passport with 6 months validity and 4 clear pages
- Vaccination certificates or proof on paper
- Travel Insurance document
- US\$ cash - clean notes no older than 2017
- Credit/Debit or Travelcard
- Airline E-ticket
- Pen & Notebook




Gadgets

- Camera & charger
- Mobile phone & charger
- Binoculars - recommend 8 x 40 or 10 x 42
- Watch



Power Adaptors

- Type G - Kenya, Tanzania, Uganda
- Type C or J - Rwanda



Small Personal First Aid Kit

- imodium or similar
- anti-histamine cream or tablets
- anti-septic spray or cream
- band aids (several shapes)
- painkillers
- cold & flu tablets
- antibiotics (general)
- throat lozenges



Sun hat

Warm headwear - beanie/buff/bandana

T-shirts x 3 or 4

Long sleeved cotton shirt

Long sleeved thermal

Long trousers x 2

Shorts or skirt x 2

Underwear x 4

Bra/sport bra x 2

Socks x 2 or 3 (incl long ones for trekking)

Fleecy / jersey / jumper x 1 or 2

Gloves - for trekking

Rainproof rain jacket

Swimwear

Sandals or jandals

Trekking shoes/boots/trainers

Sunglasses

Torch & batteries (head torch is best)

Toothbrush & toothpaste

Soap & shampoo

Moisturiser & sunscreen

Lipbalm

Deodorant

Hand Sanitiser

Wet wipes + tissues - 2 small packets

Washing powder or soap

Camp clothesline & pegs (optional)

Rehydration sachets or tablets

If personally required

Razor

Hair brush or comb

Sanitary things

Contact lenses & cleaning solution